

**MATERIAL**

Aluminium, epoxy resin coating, RAL 9005 black colour, matte finish.  
AISI 304 stainless steel screw and nut.

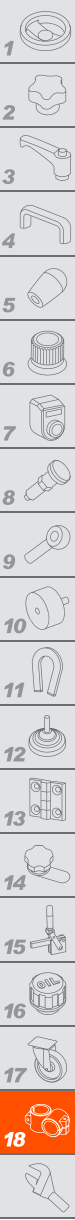
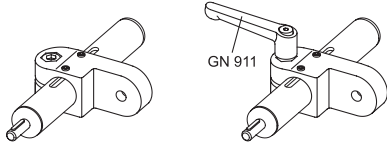
**STANDARD EXECUTIONS**

- **GN 273.1-B**: without sliding bushing.
- **GN 273.1-G**: with polyamide based (PA) or polytetrafluoroethylene based (PTFE) technopolymer sliding bushing.

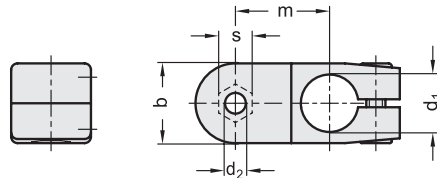
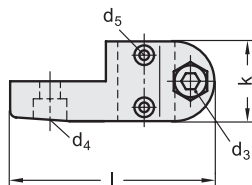
**FEATURES AND APPLICATIONS**

GN 273.1 clamping connectors can normally be matched with the linear actuators.

By clamping the guide hole d1 it is possible to adjust the actuator positioning and to lock the slider after having set up the final position. The clamping screw d3 may be replaced by clamping kits GN 911 (see page 1958).



Conversion Table	
1 mm = 0.039 inch	
d1	
mm	inch
18	0.71



Code	Description	d1#	d1##	d2	d3	d4	d5	b	k	l	m	s	d3	
													Clamping kit	⚖
GN.57506	GN 273.1-B18-2-SW	18	-	6.5	M6	M6	M3	25	25	64	29.5	10	GN 911-M6-22	55
GN.57516	GN 273.1-G18-2-SW	-	18	6.5	M6	M6	M3	25	25	64	29.5	10	GN 911-M6-22	53

# Hole without sliding bushing.  
## Hole with sliding bushing.